



Europeana Foundation Governing Board Meeting

28 September 2017
09h30 – 16h30 CEST

Vrije Universiteit

[De Boelelaan 1105, 1081](#)

[HV Amsterdam](#)

Content Report

Action proposed: For information and discussion

Circulation:

Europeana Foundation Governing Board Members & Observers

Classification:

Public





Europeana – Core Service Platform

CONTENT REPORT - September 2017

Revision	1.0
Date of submission	1 September 2017
Author(s)	Pierre-Edouard Barrault, Henning Scholz
Dissemination Level	Public



Co-financed by the European Union
Connecting Europe Facility

REVISION HISTORY AND STATEMENT OF ORIGINALITY

Revision History

Revision No.	Date	Author	Organisation	Description
1	01/09/2017	Pierre-Edouard Barrault, Henning Scholz	EF	Final draft

Statement of originality:

This deliverable contains original unpublished work except where clearly indicated otherwise. Acknowledgement of previously published material and of the work of others has been made through appropriate citation, quotation or both.

The sole responsibility of this publication lies with the author. The European Union is not responsible for any use that may be made of the information contained therein.

Table of Contents

Summary	4
Overview	4
Europeana Publishing Framework	6
Content in Europeana by Country - Top 15	7
Content in Europeana by Provider - Top 15	9
Content in Europeana by Copyright Status	11
Content in Europeana by Type	13

Summary

Qualitative Highlights since May 2017	Outcome
Updates of most of the datasets from the providers Europeana Fashion and Photoconsortium	Improved consistency of the related datasets
Updates from the National Library of Estonia, in the context of the Poetry campaign	General metadata improvement
Updates from Fondazione Biblioteca Europea di Informazione e Cultura (BEIC)	Content and right statement improvement
Updates from the European Film Gateway	General metadata improvement

Quantitative Highlights since May 2017	Outcome
Important update from the Biodiversity Heritage Library	300K new records with IIIF content and improved metadata

Overview

Currently Europeana.eu features content from 44 countries in 39 languages across more than 3,700 data providers. In total there are **53,629,614** objects available in Europeana.eu. Several partners have submitted new or updated metadata to Europeana in the last months, including Photoconsortium, Europeana Fashion, European Film Gateway and Biodiversity Heritage Library.

In line with the Europeana Foundation's business plan and working towards its strategic plan 2015-2020, Europeana is working on improving the richness and the quality of the metadata present in the Europeana repository. This is being achieved by asking Europeana's partners to review the presence, quality and consistency of metadata fields, such as the description, title, date (created or issued), coverage (spatial or temporal). In addition to this Europeana is focusing on increasing the number of digital objects labelled with rights statements that enable re-use, and also on the provision of direct links to media files of high quality.

An important activity of the last period was the preparation of data quality plans with aggregating partners. The first plans will be made with DSI aggregating partners (domain and thematic aggregators). The objectives for these plans are developed from the user scenarios developed by the Data Quality Committee. Having these plans in place will not only help us to know what improvements we can expect to happen over the next year, but also to keep track of the actual improvements.

Europeana Publishing Framework

Improvement of data quality: we aim to add at least 2.8 million records to tier 2, 3 or 4 of the Europeana Publishing Framework in Europeana DSI-2 (target for end of August 2017 is 11,837,914).

According to the numbers presented below, the progress against the tiers of the Europeana Publishing Framework over the last months seems to be not very positive. However, the opposite is the case and the only problem we have is that we can not measure the progress precisely for the time being due to technical problems with CRF which occurred in summer 2017. We are confident that the actual data quality improvements are much better than what the numbers are showing us. From manual assessments of CARARE data for example in summer 2017 we know that 1.3 million records are tier 2-4, while only 0.6 million records are returned by the Europeana API when querying for tier 2-4 compliant data. This example shows there is a big discrepancy between the figures we present here (and which are generated from querying the API) and the data we actually have in the database.

We estimate that in reality we have at least added 3.4 million items in the higher tiers (with heavy emphasis on tier 4). In addition, we have more data coming in soon that will help to improve the situation even more. Also the progress we made to map and include IIF resources will help to improve the situation, as these resources are considered to be tier 2-4 compliant, but not yet included in the figures.

Tier	Total September 2017	Percent	Difference with May 2017
Total	53,629,614	100.00	500,073
Tier 1	46,358,648	86.44	2,484,510
Tier 2	2,979,440	5.56	-378,796
Tier 3	1,445,561	2.70	-383,106
Tier 4	2,845,965	5.31	-1,222,535
Tier 2-4	7,270,966	13.56	-1,984,437

EPF stats for August 2017 (30-08-2017)

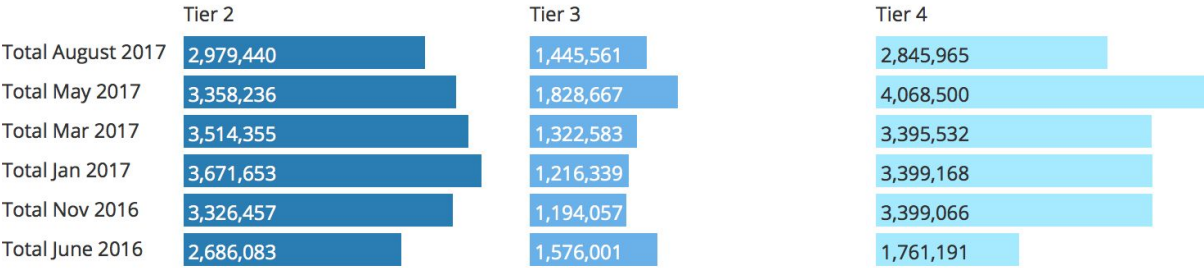


Figure 1. Europeana Content by Europeana Publishing Framework compliance.

Content in Europeana by Country - Top 15

Looking at the country division of metadata throughout the **53,629,614** digital objects available in Europeana.eu, Germany, France, the Netherlands, Norway, Spain, France, United Kingdom and Italy provided the majority of the content. Countries contributing less than one per cent of the content are Estonia, United States of America, Ireland, Portugal, Switzerland, Lithuania, Slovakia, Romania, Latvia, Bulgaria, Croatia, Luxembourg, Serbia, Malta, Russia, Cyprus, Israel, Iceland, Moldova, Turkey, Ukraine, Macedonia, Albania, Vatican City State, Montenegro, and Bosnia and Herzegovina. One can notice the +/- 1M records change between France and United Kingdom, due to wrong country metadata in a massive dataset that has just been corrected.

Country	Total September 2017	Percentage	Difference with May 2017
Other	4,665,418	8.70%	95,171
Germany	5,876,803	10,96%	246,693
Netherlands	5,606,566	10,45%	-651,436
Norway	5,401,420	10,07%	35,655
Spain	4,877,064	9,09%	295,178
France	4,838,225	9,02%	-986,941
United kingdom	4,443,398	8,29%	1,004,151
Italy	3,609,780	6,73%	-452,448
Sweden	3,416,389	6,37%	-257,955
Poland	2,680,091	5,00%	7,999
Austria	2,150,968	4,01%	56,571
Denmark	1,622,261	3,02%	-202
Belgium	1,532,058	2,86%	24,921
Finland	1,113,095	2,08%	44,151
Hungary	990,467	1,85%	8
Europe	805,611	1,50%	36,254
Total	53,629,614	100.00%	122,225

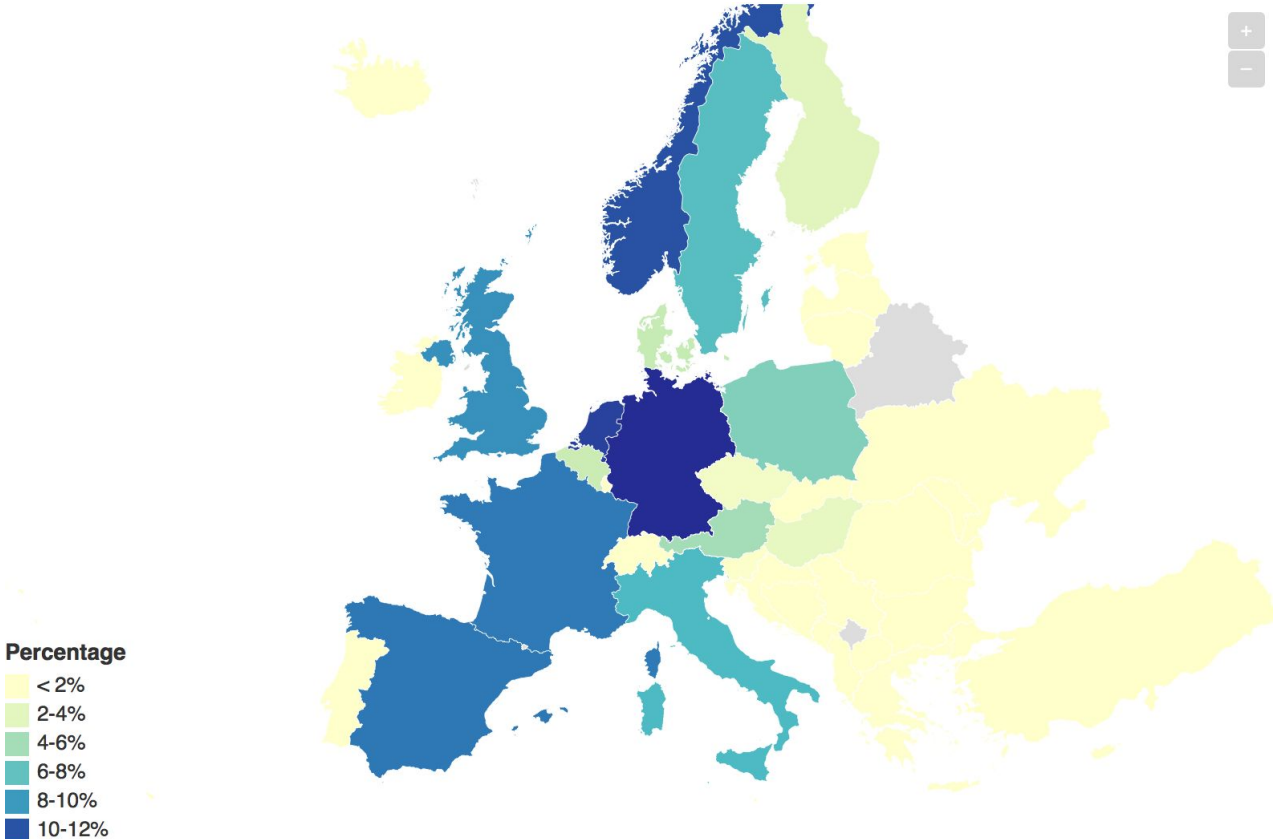


Figure 2. Content in European languages by country

Content in Europeana by Provider - Top 15

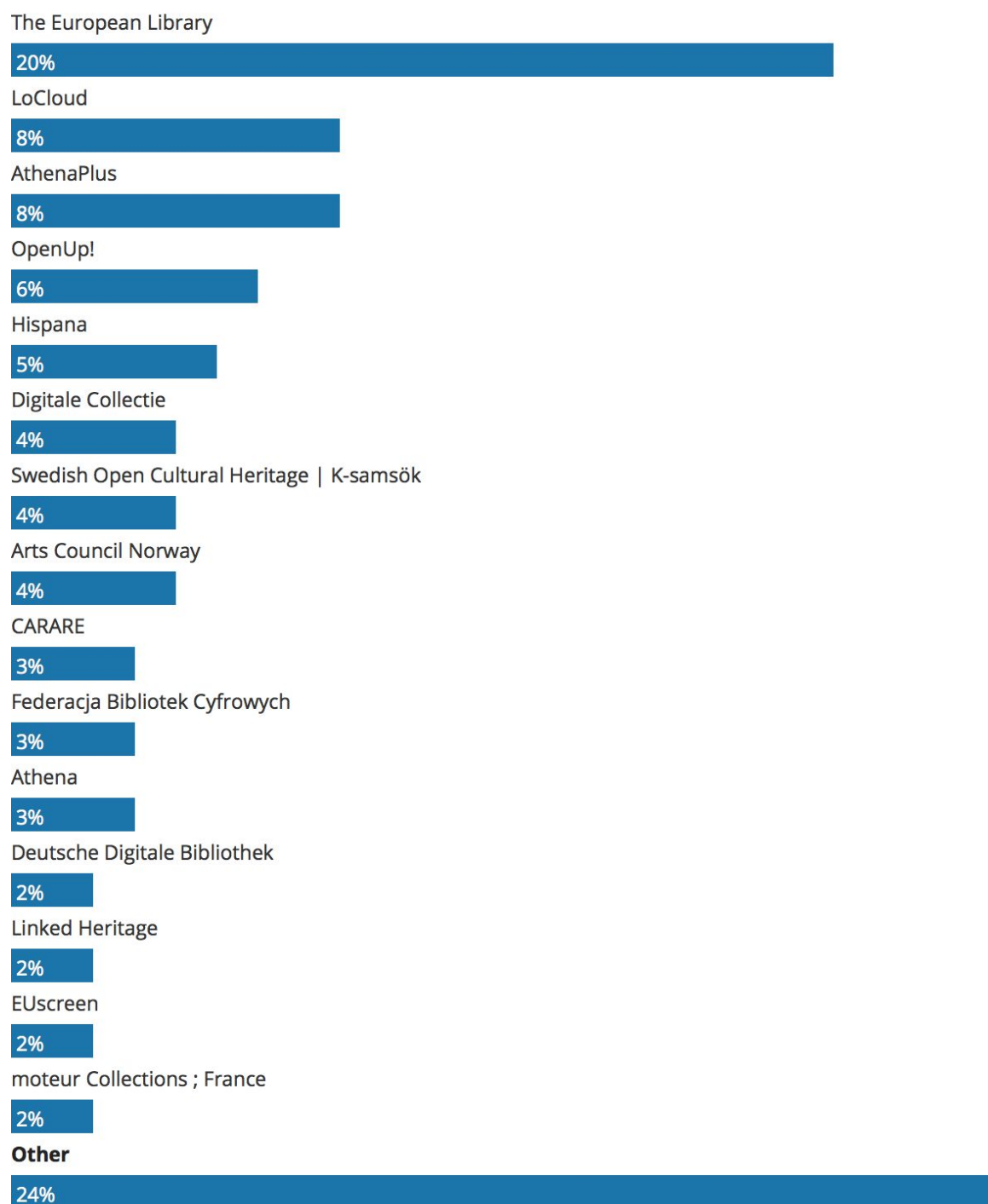


Figure 2. Europeana Content by Provider - Top 15

CONTENT REPORT – September 2017

Provider	Total September 2017	Percentage	Difference with May 2017
The European Library	10,545,537	20%	-809
LoCloud	4,411,985	8%	170
AthenaPlus	4,039,889	8%	-11,786
OpenUp!	3,240,390	6%	49,581
Hispana	2,721,216	5%	263,705
Digitale Collectie	2,353,722	4%	-98,718
Swedish Open Cultural Heritage K-samsök	2,172,274	4%	73,898
Arts Council Norway	2,159,547	4%	36,656
CARARE	1,874,444	3%	-354,173
Federacja Bibliotek Cyfrowych	1,511,016	3%	8,015
Athena	1,369,165	3%	-557,481
Deutsche Digitale Bibliothek	1,296,646	2%	221,094
Linked Heritage	1,061,387	2%	-26,086
EUscreen	1,023,966	2%	10,434
moteur Collections ; France	1,010,165	2%	0
Other	12,838,265	24%	199,251
Total	53,629,614	100%	-505,536

Content in Europeana by Copyright Status

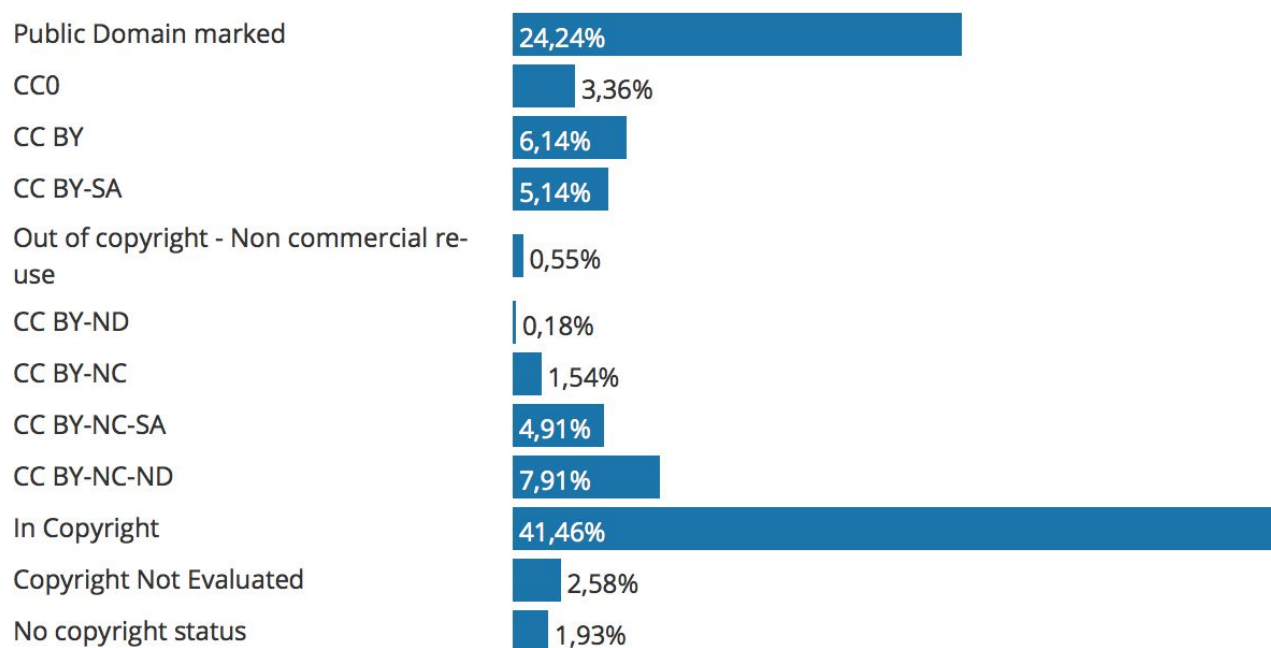


Figure 3. Europeana Content by Copyright Status

Rights statement	Total September 2017	Percentage	Difference with May 2017
Open for re-use (with attribution)			
Public Domain marked	13,001,875	24,24%	-240,316
CC0	1,803,726	3,36%	-16,213
CC BY	3,292,661	6,14%	96,279
CC BY-SA	2,755,761	5,14%	24,149
Subtotal	20,854,023	38,89%	-136,101
Open for re-use with restrictions			
No Copyright - Non-Commercial Use Only	1,317,939	0.55%	0
CC BY-ND	94,993	0.18%	1,189
CC BY-NC	824,618	1.54%	101,491
CC BY-NC-SA	2,633,504	4.91%	70,865
CC BY-NC-ND	4,244,214	7.91%	159,205
Subtotal	9,115,268	17.00%	332,750
Subtotal re-use	29,969,291	55.88%	196,649
No re-use			
In Copyright	22,234,847	41,46%	-657,365
Copyright Not Evaluated	1,380,980	2,58%	-43,361
No copyright status	11,900	1.93%	-7,843
Subtotal	23,660,330	44.12%	-720,515
Total	53,629,621	100.00%	-523,866

Content in Europeana by Type

	IMAGE	TEXT	SOUND	VIDEO	3D	Total
All	29,467,423	22,272,853	733,084	1,131,603	24,651	53,629,614